


MH-kit

External hydraulic control box

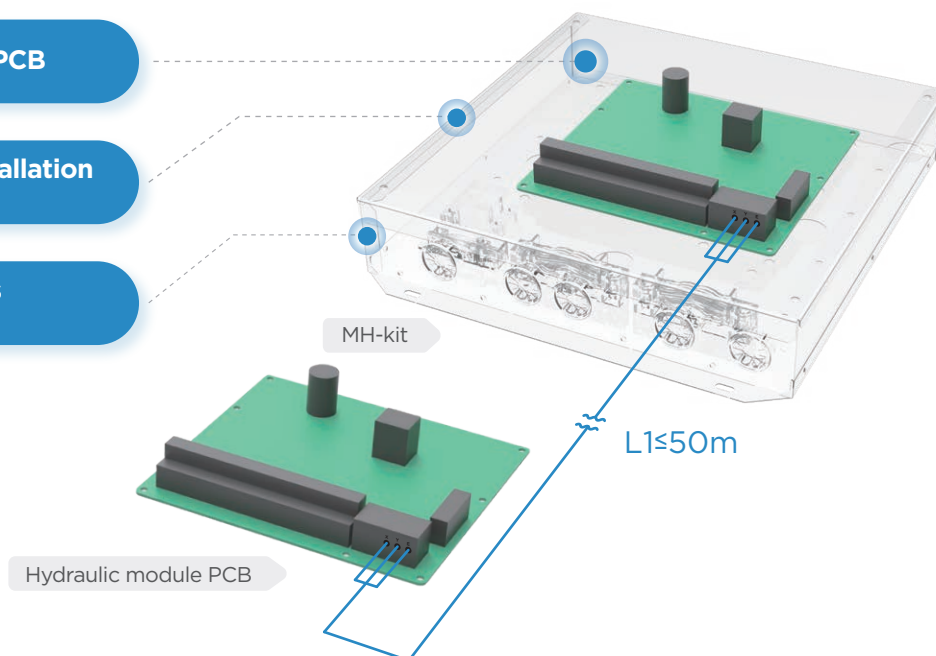


- MH-kit is used to shorten the field connection cable length between M thermal mono heat pump hydraulic module PCB and TBH, external electric heater, AHS, SV1, SV2, SV3, PUMP_O, PUMP_D, PUMP_C, PUMP_S, DFT1/DFT2, making the installation more flexible.
- Connect 3 shielded wires(3*0.75mm²) between MH-kit X Y E and hydraulic module board X Y E.

1 Built-in hydraulic module PCB

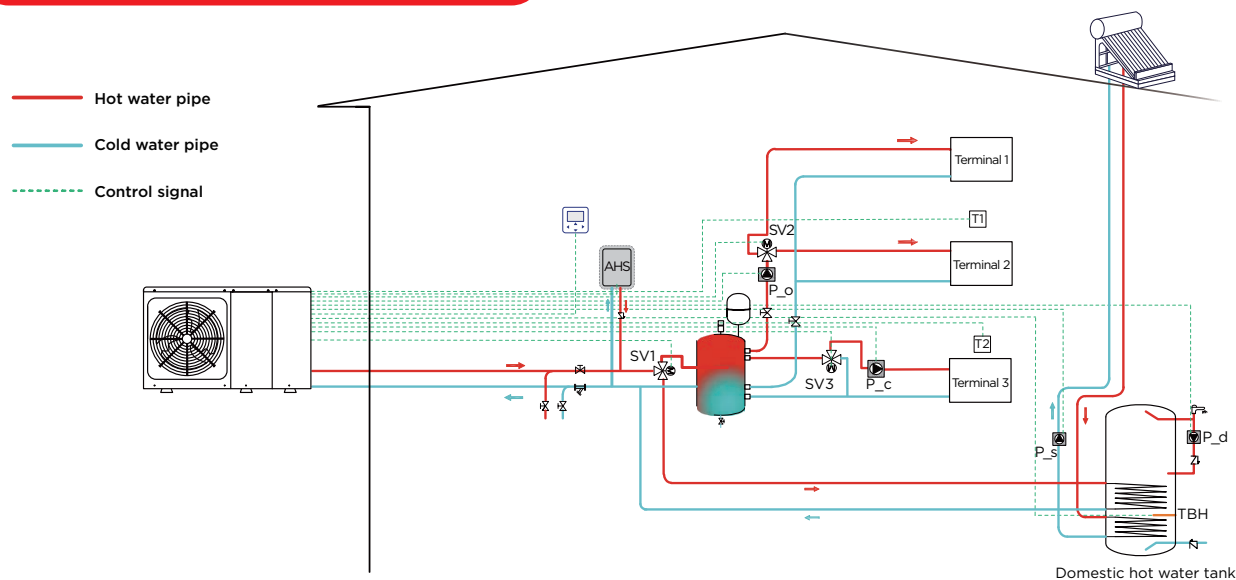
2 Small size, convenient installation
W*H*D: 330mm*370mm*65mm

3 Light weight, net weight is only 3.6kg

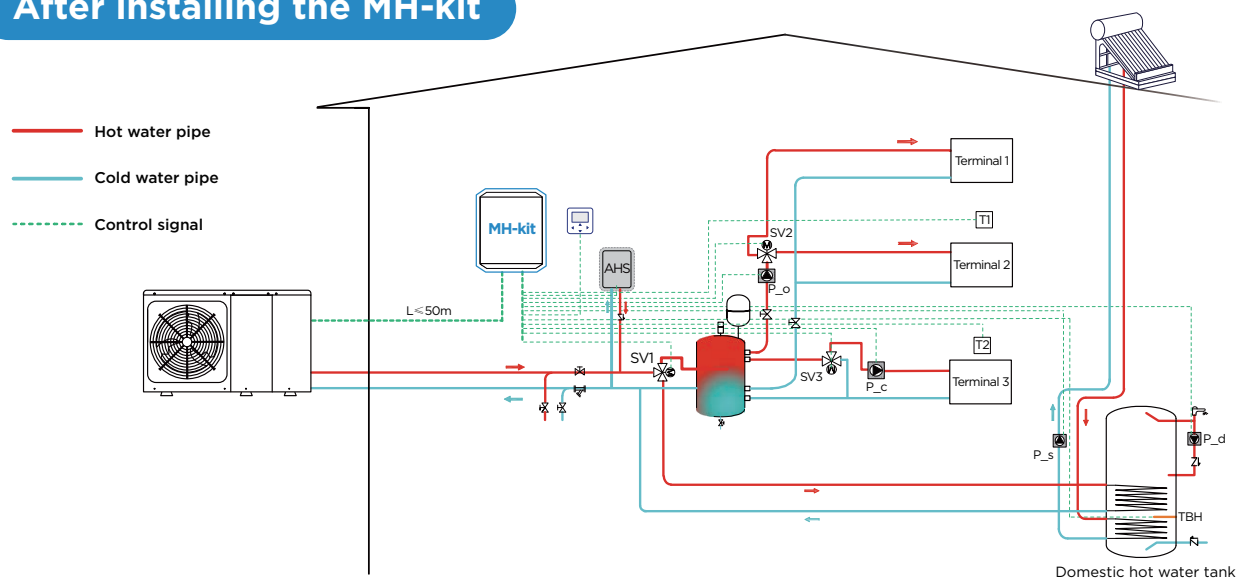


For M thermal Arctic series mono heat pump

Before installing the MH-kit



After installing the MH-kit



TBH: Tank boost heater

AHS: Auxiliary heat source

SV1: Three-way valve 1(Switch between hot water and space cooling or heating)

SV2: Three-way valve 2(Switch the cooling and heating circuit of zone 1)

SV3: Three-way valve 3(Mixing valve for regulating water temperature in zone 2)

P_o: Outside circulation pump

P_d: DHW pump

P_c: Zone 2 circulation pump

P_s: Solar pump

DFT1/DFT2: Defrost or alarm signal

T: Thermostat